



FIS' DIGITAL VISUALIZATION PORTAL

A digital channel connecting
FIS' investment operations solutions



Combine investment accounting, performance and risk data on one innovative, digital platform

FIS' Digital Visualization Portal places all of your portfolio and investment analytics and operations data at your fingertips. Integrated with InvestOne and other FIS performance and risk systems, this innovative solution delivers the information you need through powerful data visualizations, allowing you to analyze fund performance, better manage operations and stay on top of compliance.

Dashboards with intuitive drill-down capabilities and graphical views will help you analyze and understand the data drivers in any portfolio, from an alpine view to the most granular detail. Both operational and asset-level data can be filtered according to critical risk factors, so you can properly evaluate diversity and performance agents in the portfolio. All dashboards respond dynamically, with interactive filter settings that precisely narrow your value sets to provide clear, meaningful data.

Key Benefits




INTUITIVE: Interactive digital dashboards

10101



POWERFUL: Data visualizations spanning portfolio, risk and operations



INTEGRATED: Amalgamates data from FIS' investment operations systems



ACCESSIBLE: CFOs, CROs, CIOs and investment managers get data anywhere anytime

DYNAMIC DASHBOARDS

Asset

- Position Tracker
- Account Overview
- Summary
- IBOR
- Drill-down
- NAV Analysis

Performance

- History

Account Overview

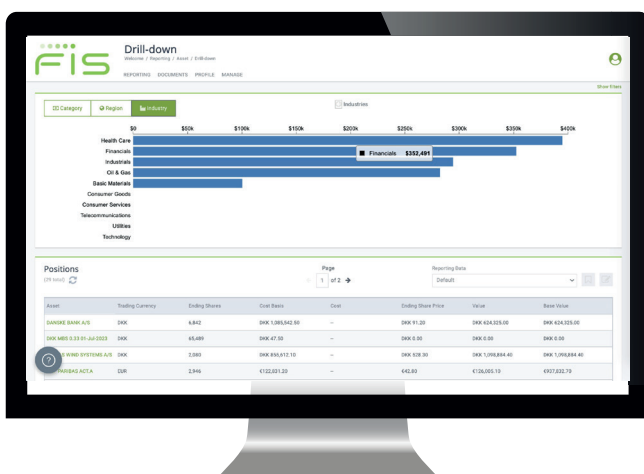
Provide powerful visualizations of accounting, performance and risk data, all in one dashboard.



View this critical information across time periods and at a rolled-up or fund-by-fund basis, and compare performance easily to benchmarks. With everything presented through a series of intuitive and interactive visualizations, quickly gain insights and make smarter investment decisions.

Drill-down

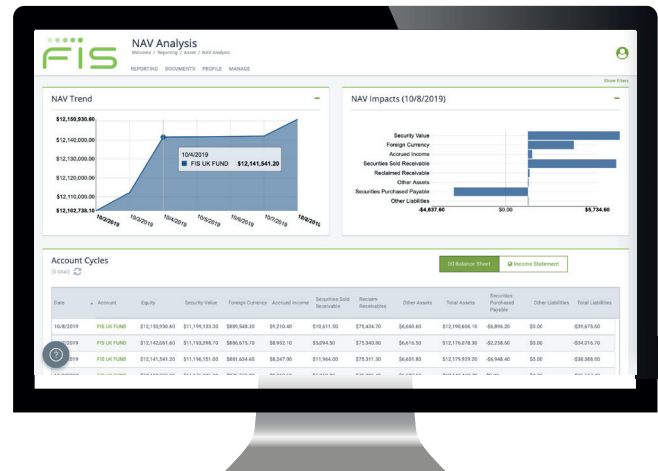
See the portfolio's level of exposure through various lenses, from a macro scope all the way down to the individual asset level.



Assess portfolio exposure by industry sector, geographic region and asset type. As a result, gain key insights into exposure at any level to help you quickly and easily understand which sector and geographies have the greatest impact on your portfolio.

NAV Analysis

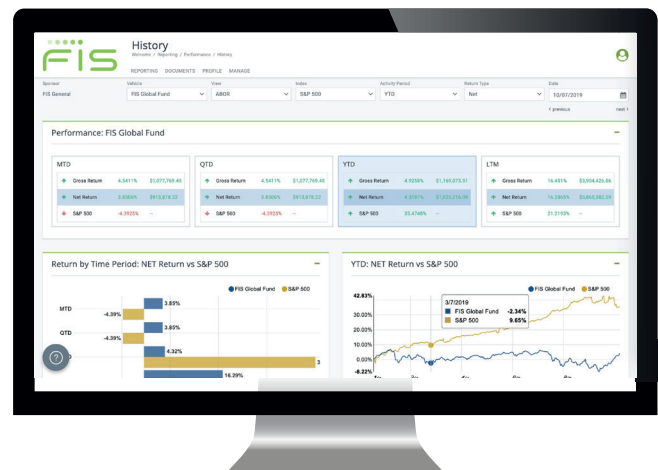
Analyze net asset value by trend as well as impact, with graphical and numerical understanding of factors across the balance sheet and income statement.



Again, view data easily across time periods and at a rolled-up or fund-by-fund basis.

Performance History

Display the performance of your portfolios across all time periods – MTD, QTD, YTD or LTM – and visualize how they have fared against key benchmarks like the S&P 500 and the MSCI.



Integrated Document Vault

Access key documents like NAV packages and audited financial statements. Automatically tag and upload documents from integrated systems so they are readily accessible and easy to filter.



**ADVANCING THE WAY THE WORLD
PAYS, BANKS AND INVESTS™**



www.fisglobal.com



twitter.com/fisglobal



getinfo@fisglobal.com



linkedin.com/company/fisglobal

About FIS Investment Operations Suite

The FIS Investment Operations Suite covers the front-, middle- and back-office value chain, from portfolio and order management, pricing and derivatives processing to fund accounting, financial reporting and reconciliation. As a fully integrated solution, Investment Operations provides automated workflow, STP and a real-time dashboard – all from a single platform that is built on industry-leading solutions. In addition to reducing IT risk and total cost of ownership, the suite empowers you to manage multi-asset strategies, meet the full range of regulatory requirements and take advantage of the savings and security of the FIS cloud – giving you the cost-efficient means to deliver on your performance and growth objectives.

About FIS

FIS is a global leader in technology, solutions and services for merchants, banks and capital markets that helps businesses and communities thrive by advancing commerce and the financial world. For over 50 years, FIS has continued to drive growth for clients around the world by creating tomorrow's technology, solutions and services to modernize today's businesses and customer experiences. By connecting merchants, banks and capital markets, we use our scale, apply our deep expertise and data-driven insights, innovate with purpose to solve for our clients' future, and deliver experiences that are more simple, seamless and secure to advance the way the world pays, banks and invests. Headquartered in Jacksonville, Florida, FIS employs about 55,000 people worldwide dedicated to helping our clients solve for the future. FIS is a Fortune 500® company and is a member of Standard & Poor's 500® Index. For more information about FIS, visit www.fisglobal.com

©2019 FIS

FIS and the FIS logo are trademarks or registered trademarks of FIS or its subsidiaries in the U.S. and/or other countries. Other parties' marks are the property of their respective owners.
727672